

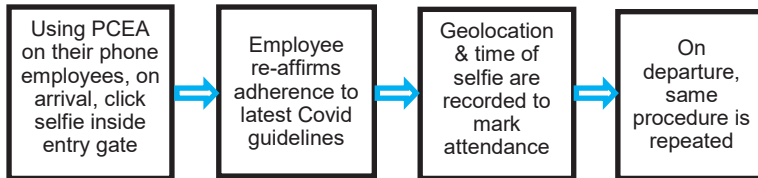
# Employee Attendance - Contactless

## Uses employees own mobile

Maintain social distance of employees at Factory main gates using Palas Contactless Employee Attendance (PCEA) software.

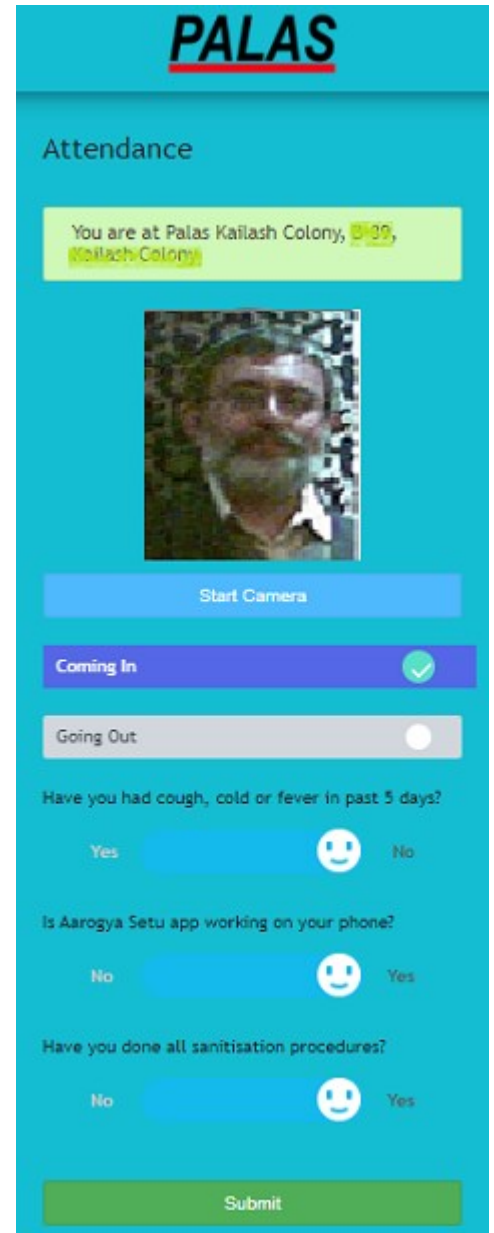
### Employees use their own mobile to mark attendance. No extra hardware to be purchased

Just 4 simple steps:



How it works:

- Employee logs into PCEA from their internet connected mobile
- Once inside the Entry gate, they take a photos - selfie, including company gate/logo/reception to show presence
- These photos, along with a geolocation (latitude/longitude), are stored online in the cloud
- Employee re-affirms adherence to Covid Guidelines. Temperature scanning of all employees can be done in addition separately
- On departure, employee repeats these steps
- Site photo and geolocation help to cross-verify that employee has entered the premises. If required, an optional PC/tab with the guard at the entrance can be used to do the process, in case any employee phone is not working; since there will be few such instances, there will be no crowding at entry
- HR and/or other departments can log-on to the cloud to see attendance, and generate reports as needed. Line managers can easily see if the complete line manning has entered the premises, enabling absentee planning early
- In other systems like face recognition, employees need to come close to the dedicated face recognition hardware, with chances of infecting the next user by inadvertent exhaled droplets. There is no chance of this with employees using their own phones. Effectively out-sources attendance marking to employees. Saves expense on hardware, helps maintain social distance



Subscription based, only Rs 750 per month, GST extra.

Price per entry point, payable annually in advance. At each entry point, only one customer PC or tab (with customer guard) can be connected to each subscription. Up to 2500 sms included for employee initial registration OTP confirmation

Palas, an MSME, also manufactures, in India, Touchscreen Self-Service Kiosk hardware.

- These reduce people-to-people contact, maintaining social distance, avoiding handing over of paper or registers from one person directly to another
- Are easily disinfected unlike paper registers or conventional computers and keyboards. Palas Touchscreens, all smooth metal & glass, are easily sanitized/disinfected using alcohol based wipes or sprays many times a day.

Made in India

## **PALAS Software Pvt Ltd.**

**S-74 Okhla Industrial Area Phase 2, New Delhi 110020 INDIA**

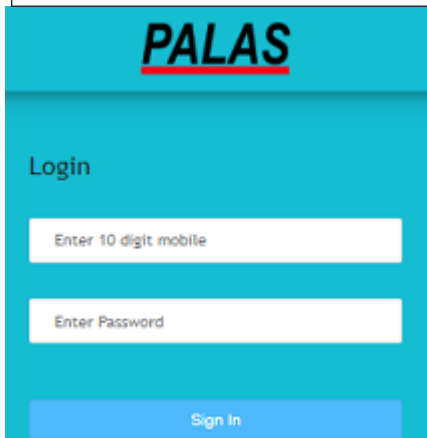
**Web:** <http://www.palas-india.com>

**Landline:** +91-11-41708030 to 37; **Mobile:** +91-9811001546 to 52; **WhatsApp:** +91-98110 01546 **Email:** [sales@palas-india.com](mailto:sales@palas-india.com)

For more information, as many of us are presently working from home, contact any of:

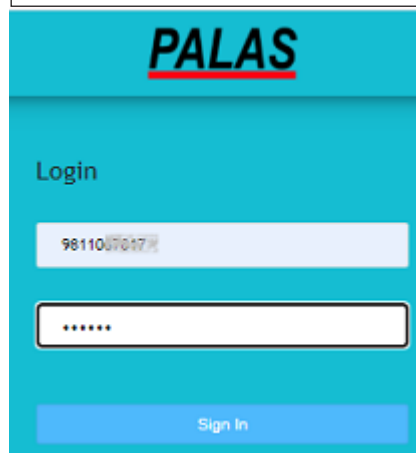
North: 80950-48512; 98110-01546 / 47 / 50 / 52; 98110-67817; South: 98110-01546 / 01548 West: 98110-01549

Step 1 - start app (downloaded earlier)



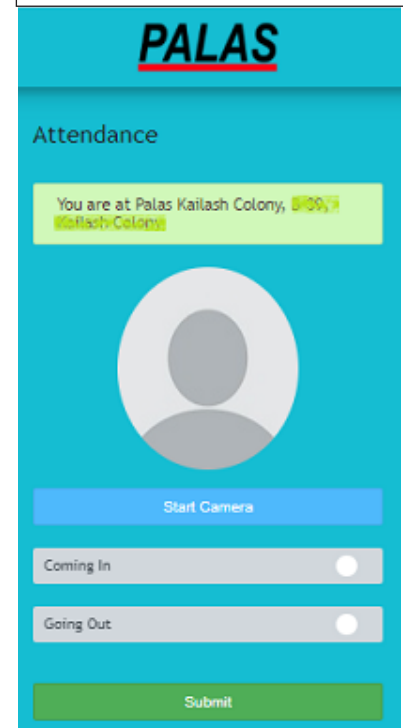
The screen shows the PALAS logo at the top. Below it, the word "Login" is displayed. There are two input fields: "Enter 10 digit mobile" and "Enter Password". At the bottom, there is a blue "Sign In" button.

Step 2 - enter password



The screen shows the PALAS logo at the top. Below it, the word "Login" is displayed. The "Enter 10 digit mobile" field contains the number "9811007017". The "Enter Password" field contains six dots. At the bottom, there is a blue "Sign In" button.

Step 3 - enter in/out, take selfie, Phone automatically shows location,



The screen shows the PALAS logo at the top. Below it, the word "Attendance" is displayed. A green banner shows the location: "You are at Palas Kailash Colony, 8100, Kailash Colony". Below this is a large grey circle representing a camera view. At the bottom, there is a blue "Start Camera" button, two toggle switches for "Coming In" and "Going Out", and a green "Submit" button.

# PALAS

Attendance

You are at Palas Kailash Colony, 8100, Kailash Colony



Start Camera

Coming In

Going Out

Have you had cough, cold or fever in past 5 days?

Yes  No

Is Aarogya Setu app working on your phone?

No  Yes

Have you done all sanitisation procedures?

No  Yes

Submit

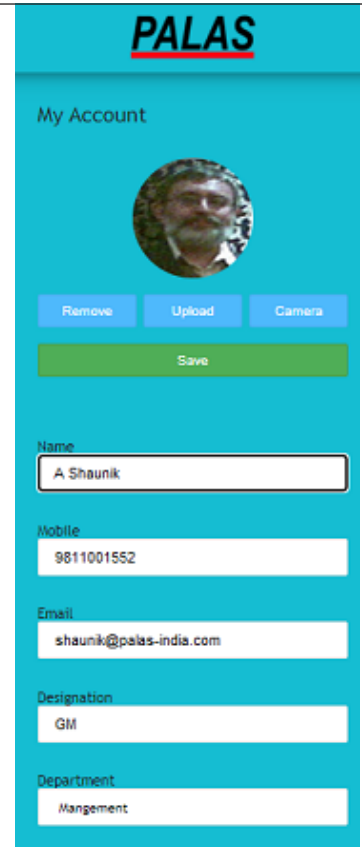
Step 4 - answer a few questions about health, and touch submit. (Questions can be customised as per requirements of the organisation)

Step 5 - on departure, select "out" take selfie and submit



The screen shows the PALAS logo at the top. Below it, the word "Attendance" is displayed. A green banner shows the location: "You are at Palas Kailash Colony, 8100, Kailash Colony". Below this is a large grey circle representing a camera view. At the bottom, there is a blue "Start Camera" button, two toggle switches for "Coming In" and "Going Out", and a green "Submit" button. The "Going Out" toggle is now checked.

One time employee registration and account management screen



The screen shows the PALAS logo at the top. Below it, the word "My Account" is displayed. There is a circular profile picture of an employee. Below the picture are three buttons: "Remove", "Upload", and "Camera". At the bottom, there is a green "Save" button. Below the "Save" button are several input fields: "Name" (A Shaunik), "Mobile" (9811001552), "Email" (shaunik@palas-india.com), "Designation" (GM), and "Department" (Mangement).

Takes less than a minute. Only the selfie needs to be done at the entry point, rest of the steps can be done as the employee walks to place of work. Time taken at entry point is just a few seconds

An optional PC or tab kept with the guard at the entrance can be used, in case any employee phone is not working. A kiosk can also be used, as per options on the next page

## PALAS Software Pvt Ltd.

S-74 Okhla Industrial Area Phase 2, New Delhi 110020 INDIA

Web: <http://www.palas-india.com>

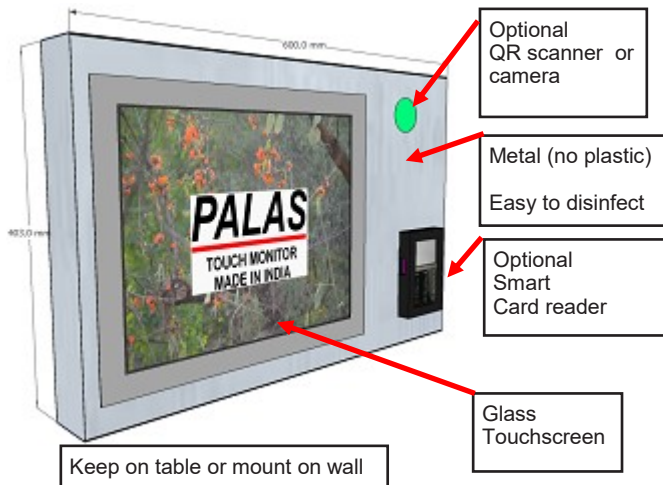
Landline: +91-11-41708030 to 37; Mobile: +91-9811001546 to 52; WhatsApp: +91-98110 01546 Email: [sales@palas-india.com](mailto:sales@palas-india.com)

For more information, as many of us are presently working from home, contact any of:

North: 80950-48512; 98110-01546 / 47 / 50 / 52; 98110-67817; South: 98110-01546 / 01548 West: 98110-01549

Besides the application software, Palas makes its own Touchscreen hardware, specially designed to meet Indian conditions and applications. However, Palas applications can run on almost any hardware, and Palas hardware can run almost any application

## Kiosk models that are easily sanitised



With Floor Mount  
without printer

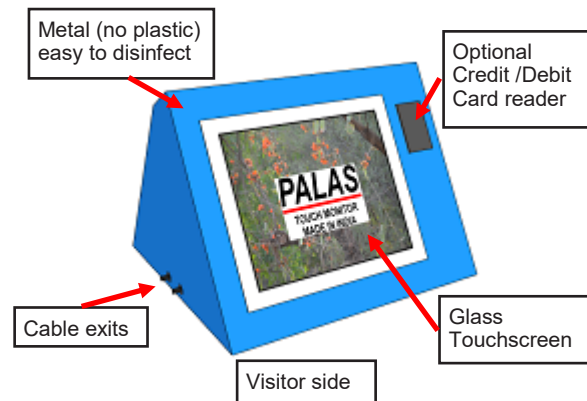



With A4 printer

## Table Top, Dual Display



Staff side



**Made in India**

Palas is headquartered in New Delhi, India. Main manufacturing facilities are in New Delhi, with sales & service offices in Bangalore, Chennai, & Mumbai.

Palas manufactures in India:

- Touch screen monitors, All-in-ones, Industrial Touch Panel PCs.
- Smart Card Readers for ATM's, kiosks and POS systems.
- Digital Signage Systems for Malls, Factories, Buildings.
- Smart City Information & Transaction kiosks.

Palas has always been professionally owned and managed—the founder, majority shareholder and Managing Director is a graduate of IIT Delhi and IIM Calcutta.

## PALAS Software Pvt Ltd.

S-74 Okhla Industrial Area Phase 2, New Delhi 110020 INDIA

Web: <http://www.palas-india.com>

Landline: +91-11-41708030 to 37; Mobile: +91-9811001546 to 52; WhatsApp: +91-98110 01546 Email: [sales@palas-india.com](mailto:sales@palas-india.com)

For more information, as many of us are presently working from home, contact any of:

North: 80950-48512; 98110-01546 / 47 / 50 / 52; 98110-67817; South: 98110-01546 / 01548 West: 98110-01549