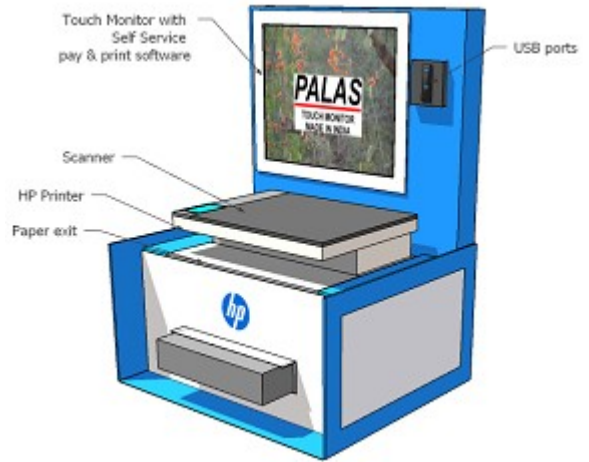


Palas Self Service Print Station System (PSSPS) helps maintain social distance and minimizes contact between user and service provider

Self Service - just go to one of several convenient locations where PSSPS powered Palas Print Stations are kept, such as convenience stores and easily print and pay without any contact with any person

- Easy to use
- Print from USB pen drive or phone in colour or mono
- Scan & print from paper documents
- Pay onscreen using e-wallet like PayTm, UPI, Google Pay, Grab, Amazon Pay
- Collect your print-outs from tray (paper exit)



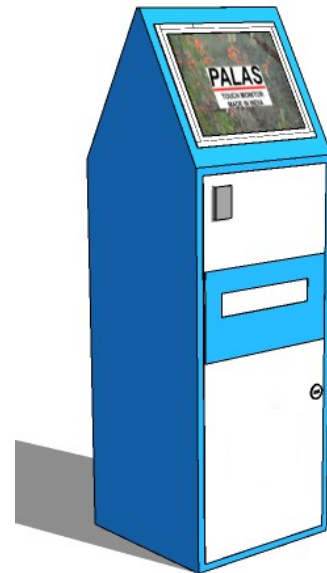
Different software modules available depending on need:

MODULE B (Basic Starter)

- Files (pdf documents or images) can be transferred from users USB pen drive or mobile phone
- Photocopy documents/ images
- Print prices are set uniformly across all kiosk installations
- Prices can be changed centrally at any time
- Pay using e-wallets (country specific wallets can be added)
- Print in In Black & White or colour

PALAS Self Service Print Software for HP Print Station

What would you like to do today ?



In this model, any printer make/model can be used with max dimension 525(W) x370(D)
As printer is fully exposed, ideal for secured area use.

Rs 83,000

In this model, some printer make/models can be used with max dimension 440(W) x370(D) x 330(H).
To permit scanning facility, printer is partially secured. Good for supervised areas

Rs 85,000

In this model, many printer make/models can be used with max dimension 450(W) x450(D). Can be used in un-attended areas, as printer is fully secured

Rs 120,000

- All prices are ex-works Delhi. GST is extra at 18%
- Price is for Palas 170BCCM-xx-xx-PRTS hardware.
- Application software "Module B Basic Starter" as described on Pg 2-3, included for one year. Subsequent year subscription is at Rs 750 per month per kiosk
- Printer not included, to be supplied by customer, cost not included

Self Service Print Software Module B Basic Starter—how it works



MODULE B (Print or copy)
At the print station, choose whether to photocopy or print

PALAS Self Service Print Software for HP Print Station

What would you like to do today ?

<p>Print</p> <p>Rates: ₹ 1 Black and White Print ₹ 12 Color Print</p>	<p>Photo Copy</p> <p>Rates: ₹ 1 Black and White Print ₹ 12 Color Print</p>	<p>Photo Printing</p> <p>Photograph Photograph Print</p> <p>Rate: ₹ 98 Photograph Print * On Photo Paper</p>
--	---	---

Please select the Source:


If print, choose source of pdf document or image to be printed. i.e. pendrive, or from phone via cloud or bluetooth

<p>USB Pen Drive</p> <ul style="list-style-type: none"> Insert the USB Drive/Card Select the File Print It! 	<p>Memory Card</p> <ul style="list-style-type: none"> Insert the USB Drive/Card Select the File Print It! 	<p>Upload from Mobile to Cloud</p> <ul style="list-style-type: none"> Enter your Mobile Number Scan and Follow the QR Code Link Upload the file from your Mobile Phone Select the File Print It! 	<p>Upload via Bluetooth</p> <ul style="list-style-type: none"> Enter your Mobile Number Send to the Device ID Shows Select the File Print It!
---	---	--	--

If pendrive, insert it into USB slot on right of screen

If from phone via cloud, scan QR code top go to cloud:

If from phone via Bluetooth select file and share via Bluetooth to Print Station Kiosk



Please Scan the QR Code
Follow the Link and Upload the File you want to Print.



Choose the file ,on your phone, that is to be printed



Choose the file that is to be printed



Choose File
Only pdf, jpg, png, tiff and jpeg allowed

Upload

File uploaded successfully.

Progress: 100%
Downloaded Bytes: 108701 of 108701 Bytes
File Name: Application-Form.pdf

File	Size
1_Application-Form.pdf	106.15 KB

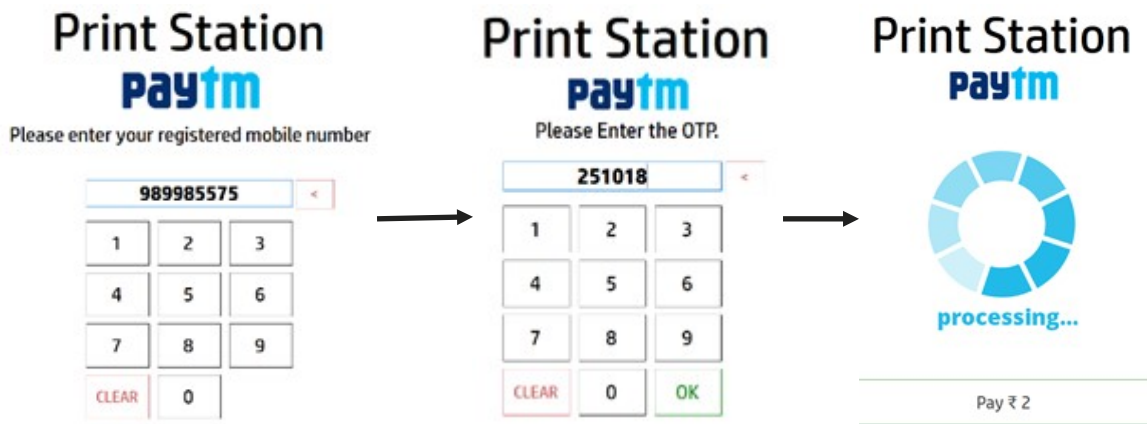
Once the document/image is selected payment options are shown on the next screen

Self Service Print Software Payment process

Once the document/image is selected payment options are shown on the next screen. Payment is accepted either by e-wallets or cash at counter



E-wallet payment is simple. - just enter your mobile number on the Print Station, an OTP will be received on your phone, enter that . On confirmation from the e-wallet, printing will start. Sample PayTm screen is shown below,



If cash payment was chosen then the user is prompted to pay cash at the counter, and the screen below appears on the cashiers desktop— if cashier has received the payment, just select “enable” and printing will start

Print Station



Please Pay Rs. 2.00 to the Cashier.

Thanks

Waiting for Cashier Confirmation!

Pending Payments

Kiosk	Mobile	Request DateTime	File Type	No of Pages	No Of Copies	Colour	Amount	Enable
ANGCHUK-DevPC	9899855754	12 May 2020 12:40:42 AM	PDF	2	1	False	2	Yes

Printing has started....

How Was Your Experience!



Model	170BCxM
Display Size	43cm (17")
Front Bezel	Metal Bezel

Touch Screen Monitor

Touch Screen	Capacitive Single Touch
Input Method	Bare Finger or Smart Pen
Touch Response Time	Less Than 5.4 ms
Accuracy	Within 1% of True Position
Surface Obstruction	Not Affected By Surface Contaminants Like Dust, Grease, Moisture, Liquids, Paan Stains. Resistant To Most Corrosives
Format	5:4
Display Area (mm)	338 x 270
Pixel Pitch	0.264
Brightness (cd/m ²)	Standard 250. Optional Up To 2000
Resolution	1280x1024
Viewing Angle	H160, V150

Processor

Operating System	Standard MS Windows 10E LTSC 64-Bit Optional Windows 10 Pro / Linux
Processor	Standard Celeron; Optional i3/i5/i7/i9
RAM	Standard: 4 GB; Optional Up To 64 GB
Hard Disk	Standard: 120 GB SSD; Optional Up To 1 TB
Input / Output	2 x USB, 1 x LAN Optional: RS232, 6 x USB, WiFi, Bluetooth, 2 x LAN

Others

Operating Temp	Standard 0 - 50° C; Optional 0 - 70° C
Relative Humidity	85% Non-Condensing
Environment	Can Be Sanitised By Wiping With Alcohol. Front Face Protected From Sprays Of Water. Optional Up To IP67.
Power / Connectors	220VAC
Power (W)	<150
Warranty	Standard 3 Years, Carry-In. Optional Up To 5 Years
Certification	IS 13252 / IEC 60950; BIS - R81002836
Country of Origin (COO)	Made in India

PALAS Single-Touch Computers (BCxx series)

Palas Touch computers, based on Capacitive touch technology, offer fast, accurate touch with a response time of just 5 ms, amongst the world's fastest.

Touch operation unaffected by liquids, dust, dirt, grease

Unique metal frame PCs for use in harsh environments. Rugged design. Easy mounting through VESA mounts. Anti-reflective.



Palas manufactures in India:


- Touchscreen monitors, Touch All-in-ones
- Industrial Touch Panel PCs, Rugged touch systems
- Smart Card Readers for ATMs, Kiosks, Vending
- Interactive Digital Signage Systems for Malls, Factories, Buildings
- Self-service kiosks for restaurants
- Smart City Information & Transaction kiosks

With technical assistance for some products from 3M, USA & Sankyo, Japan


Palas also offers a range of low-cost software applications for touch, that can be quickly deployed by customers

Palas is an IIT / IIM alumnus enterprise



 /PalasSoftware

**Made in India
By an MSME**

 /user/palassoftware1



PALAS Software Pvt Ltd.

S-74 Okhla Industrial Area Phase 2, New Delhi 110020 INDIA

Landline: +91-11-41708030 to 37; Mobile: +91-9811001546 to 52; WhatsApp: +91-98110 01546 Email: sales@palas-india.com

For more information, as many of us are now working from home, contact any of:

North: 80950-48512; 98110-01546 / 47 / 50 / 52; 98110-67817; South: 98110-01546 / 01548 West: 98110-01546

Web: <http://www.palas-india.com>